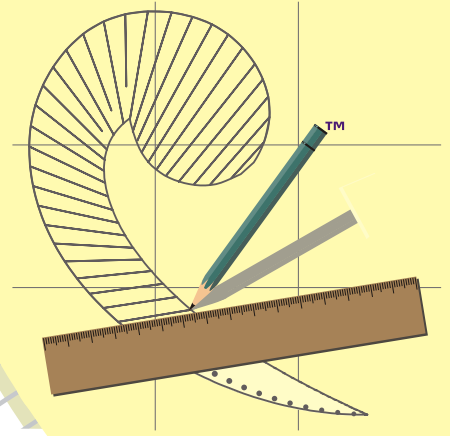


Wings^{XP}



eXPerience[®] embroidery software ...running Smoothly!

⌘ User Friendly

⌘ High Performance

⌘ Innovative Embroidery Software

eXPerience[®] embroidery software is a top of the line professional embroidery software which combines ease of use, quick performance and outstanding quality.

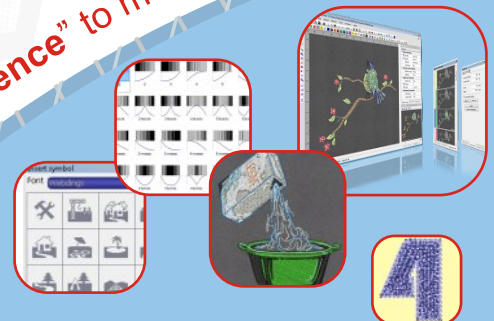
• eXPerience[®] (Wings' XP[®]) embroidery software comes in 5 levels to meet each embroiderer's needs.

NEW FEATURES v. 4.00

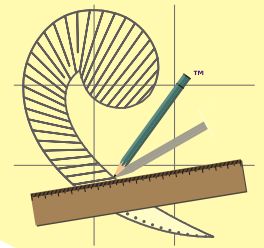
- New 3D working interface
- New transparent rulers together with rotating guidelines
- New Show repeats feature for creating continuous designs
- New digitizing method that allows you to adjust Bezier curves while digitizing
- Create frill designs with the new spiral shape.
- Ability to apply Trim, Weld, Intersect functions to objects
- Special functions can be applied in every stitch
- Slow redraw with simulation of the machine's speed and movement
- Ability to multiply a designs in circular array with Clone, rotate and kaleidoscope options.
- Copy attributes (stitch type, color, special functions, object properties and transformations) from one object to the other
- Apply changes to multiple objects at the same time from right click menu.
- Edit nodes in 3D mode and view changes immediately on stitches
- Transformation of nodes is automatically activated when multiple nodes are selected
- Every object keeps a history of its transformations.
- You can create clone copies that allow you to make changes to all of them at the same time
- Apply Envelopes on Shapes, Stitches or Directions.
- Apply curved direction stitches in step objects.

- Convert images to Photo-stitch, filled with CMYK colors
- Chenille stitch type is now available
- Support Unicode fonts in Pre-digitize fonts
- New Font Creator with ability to automatically digitize characters.
- Add special functions to any selected stitches e.g. add sequins in any stitches you want
- Insert Symbols from any Font and automatically convert them to stitches.
- Convert any bitmap/vector graphics to stitches automatically.
- Auto tracer is included that converts Bitmap to Vector graphics and then to embroidery
- Ability to fill step objects with different styles on each scan line and produce unique embroidery results.
- Ability to insert double sequins that some sequin mechanisms support.
- Customizable tool color schemes. Adjust the tool colors according your preferences.
- New fabrics have been added in different groups that automatically adjust embroidery parameters.
- New keyboard shortcuts are added that can increase productivity.
- Create Frill designs by using the Needle up special function inside the Style editor
- Create styles with sequins
- Multiple Frames in styles with sequins
- Artistic Styles with sequins
- Fill area with Sequins
- Preview all stitch files inside the Icon browser
- Convert object "To style"
- New stitch file formats.
- New gradient fill presets.

Use your "eXPerience" to make the difference



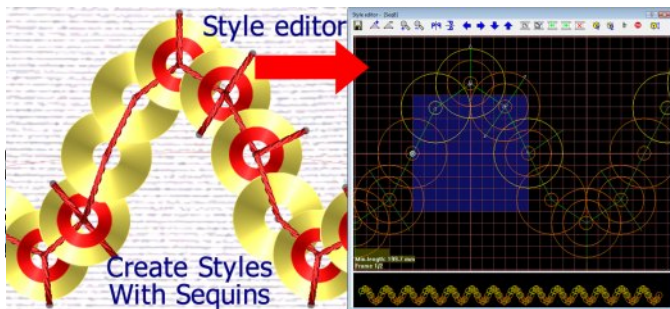
Wings' XP



NEW FEATURES v. 4.00

Create styles with sequins

eXPerience® 4 introduces New Advanced style editor. The advanced style editor allows you to add special functions (sequin, Needle up and stop) inside styles. Now you can easily create styles with Sequins by designing your own holding style. You can have many different Sequins holding methods in a single style and apply a style on any stitch type that supports sequins.



Step objects with curved direction

By applying an envelope with a curved shape you have the ability to apply the envelope on the direction of stitches and see your stitches to follow a curve. This is a very useful and stylish effect for your designs.




Chenille stitch type

A new stitch type has been added that allows you to create design with Chenille easily. Also you have the ability to convert any stitch type to Chenille and give life to your older designs.

Wings' XP 4

Circular Array

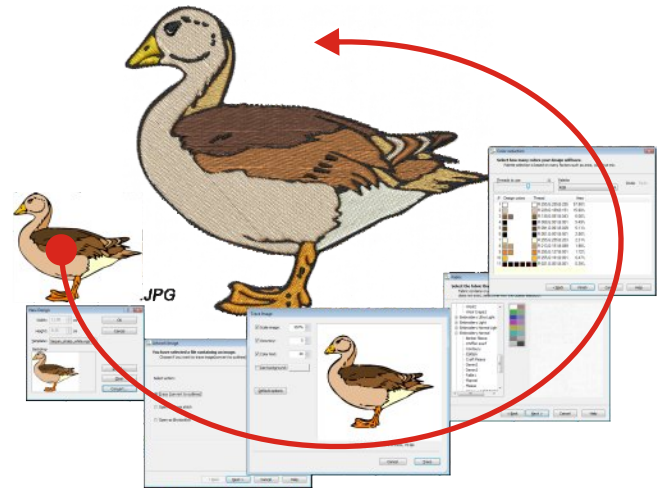
Circular Array tool is a great way to create stylish design arrays easily, without losing the ability to edit the design. Any change you are making on a single object is automatically applied in the entire array.



www.wingsxp.com

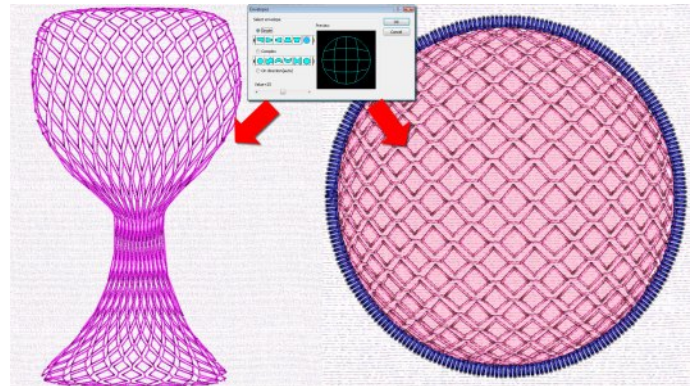
Convert images to embroidery

Wings' XP 4 has the ability to convert Vector and Bitmap graphic files to embroidery designs automatically. The only thing that is needed from you is to fine tune the design and send it to the embroidery machine. This feature can increase your productivity and decrease your effort without losing embroidery quality.



3D effect with styles on any design

With the new envelopes that have been added you can create designs with 3D effect applied on them. Create unique design by combining styles with envelopes easily with unlimited abilities on reshaping and fine tuning the design.



Fill step objects with different style per line

With the One per line option, you have the ability to apply a different frame of the applied style on each row of the filled object. This is a grate tool that can release your creativity.

